

Allee effects in social species

Elena Angulo^{1†}  | Gloria M. Luque^{2†} | Stephen D. Gregory³ | John W. Wenzel⁴ | Carmen Bessa-Gomes² | Ludek Berec⁵ | Franck Courchamp²

¹Estación Biológica de Doñana, CSIC, Sevilla, Spain

²Ecologie Systématique Evolution, CNRS, Univ. Paris-Sud, AgroParisTech, Université Paris-Saclay, Orsay, France

³Salmon and Trout Research Centre, Game and Wildlife Conservation Trust, East Stoke, UK

⁴Powdermill Nature Reserve, Carnegie Museum of Natural History, Rector, PA, USA

⁵Department of Ecology, Institute of Entomology, Biology Centre CAS, České Budějovice, Czech Republic

Correspondence

Franck Courchamp

Email: franck.courchamp@u-psud.fr

Funding information

Grantová Agentura České Republiky, Grant/Award Number: 15-24456S; Secretaría de Estado de Investigación, Desarrollo e Innovación, Grant/Award Number: RYC-2010-06663; Biodiversa Agence Nationale de la Recherche, Grant/Award Number: and ANR-13-EBID-0003-02 (ERA-Net BiodivERsA 2013); Seventh Framework Programme, Grant/Award Number: IEF - N 237862; Biological Centre CAS, Grant/Award Number: RVO: 6007734

Handling Editor: Lise Aubry

Abstract

1. Allee effects have important implications for many aspects of basic and applied ecology. The benefits of aggregation of conspecific individuals are central to Allee effects, which have led to the widely held assumption that social species are more prone to Allee effects. Robust evidence for this assumption, however, remains rare. Furthermore, previous research on Allee effects has failed to adequately address the consequences of the different levels of organisation within social species' populations.
2. Here, we review available evidence of Allee effects and model the role of demographic and behavioural factors that may combine to dampen or strengthen Allee effects in social species. We use examples across various species with contrasting social structure, including carnivores, bats, primates and eusocial insects. Building on this, we provide a conceptual framework that allows for the integration of different Allee effects in social species.
3. Social species are characterised by nested levels of organisation. The benefits of cooperation, measured by mean individual fitness, can be observed at both the population and group levels, giving rise to "population level" and "group level" Allee effects respectively. We also speculate on the possibility of a third level, reporting per capita benefits for different individuals within a group (e.g. castes in social insects).
4. We show that group size heterogeneity and intergroup interactions affect the strength of population-level demographic Allee effects. Populations with higher group size heterogeneity and in which individual social groups cooperate demonstrate the weakest Allee effects and may thus provide an explanation for why extinctions due to Allee effects are rare in social species.
5. More adequately accounting for Allee effects in social species will improve our understanding of the ecological and evolutionary implications of cooperation in social species.

KEYWORDS

demography, metapopulation, population dynamics, social group, task specialisation

[†]Both authors contributed equally to this work.

1 | INTRODUCTION

Allee effects have been documented for a wide variety of taxa and have influenced many aspects of basic and applied ecology during the past decades (Courchamp, Berec, & Gascoigne, 2008; Kramer, Dennis, Liebhol, & Drake, 2009). In general, an Allee effect can be defined as a positive relationship between mean individual fitness and population size or density (hereafter population size), generally occurring in small populations (Stephens, Sutherland, & Freckleton, 1999). More specifically, Allee effects occur when there are beneficial interactions among individuals that cause the per capita population growth rate to increase with the number of individuals. Conversely, if the number of individuals decreases, they suffer from fewer or less efficient interactions and the per capita population growth rate decreases. The critical population size below which the per capita population growth rate becomes negative is called the Allee threshold. A major consequence of the Allee effect is that populations falling below the Allee threshold become even smaller, thereby entering into a positive feedback loop that can ultimately lead to their extinction (Courchamp, Clutton-Brock, & Grenfell, 1999).

Allee effects are typically categorised into two types: component and demographic (Stephens et al., 1999). A component Allee effect is observed at the level of a single vital rate (i.e. a component of fitness sensu Stephens et al., 1999), the mean (per capita) value of which increases with population size. Typical examples include reproduction rate or offspring survival, which are lower at low population size. A demographic Allee effect is observed at the level of overall population dynamics as described in the first paragraph (a positive relationship between the per capita population growth rate and population size). A demographic Allee effect always implies the presence of at least one component Allee effect, whereas a component Allee effect does not necessarily generate a demographic Allee effect (Stephens et al., 1999). A demographic Allee effect can be weak or strong; it is strong when an

Allee threshold exists (Berec, Angulo, & Courchamp, 2007). Evidence of a demographic Allee effect, however, tells us nothing about its mechanism, knowledge of which is crucial for the design of management and control strategies; to know the mechanism one needs to investigate the underlying component Allee effects (Berec et al., 2007).

1.1 | Mechanisms leading to Allee effects

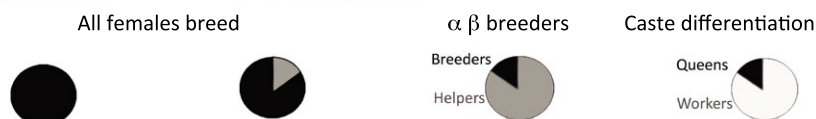
The mechanisms leading to component Allee effects are numerous and range from simple, non-cooperative facilitation to obligate cooperative behaviour (Courchamp et al., 2008; Kramer et al., 2009). As an example of Allee effects linked to facilitation (i.e. passive or mutualistic behaviour), Allee showed that some aquatic species aggregate to improve the chemical quality of their environment with a presumed improvement in survival (Allee, 1938; Allee & Bowen, 1932). Allee effects through chemical or physical facilitation also occur in many plant species (Ghazoul, 2005). This is linked to niche construction theory, in which activities of organisms modify the environmental states that affect their own fitness (Laland et al., 2015). There are also examples of proto-cooperative behaviour (sensu W.C. Allee) that could produce a component Allee effect (i.e. cooperative or altruistic behaviour; West, Griffin, & Gardner, 2007). Broadly speaking, at least two individuals are required to cooperate to reproduce in sexually reproducing species, although in some cases, such as in externally fertilising species, a large number of conspecifics can be critical for successful fertilisation (Gascoigne, Berec, Gregory, & Courchamp, 2009). Similarly, the presence of a large number of conspecifics can ameliorate harsh environmental conditions and thereby improve survival for species that hibernate or thermoregulate in groups (Stephens, Frey-roos, Arnold, & Sutherland, 2002) or that minimise predation risk by aggregating (Gascoigne & Lipcius, 2004; Sorato, Gullett, Griffith, & Russell, 2012).

Figure 1 illustrates examples of Allee effects related to cooperative behaviour. In some social species, individuals actively cooperate

(a) Care



(b) Breeding



(c) Foraging

(d) Defence

FIGURE 1 Examples of cooperative behaviours and their associated social organisation: (a) communal care received from other group members; (b) reproductive skew; (c) cooperation for foraging (it varies from sharing information on food availability as in bats, to having individuals dedicated to group foragers as in ant colonies); and (d) group defence (it may be achieved by passive cooperative behaviour such as predator dilution, to strong cooperative anti-predator behaviour, such as soldiers in ants) [Colour figure can be viewed at wileyonlinelibrary.com]

for defence against predators; in others, cooperative behaviour has become obligate, such as in African wild dogs (*Lycaon pictus*) or meerkats (*Suricata suricatta*), who require a minimum number of helpers for hunting, babysitting, pup defence and feeding, predator surveillance or defence against kleptoparasites (Clutton-Brock et al., 1999; Courchamp & Macdonald, 2001). Highly social species have been hypothesised to be particularly vulnerable to Allee effect-driven extinction at low population sizes (Courchamp et al., 1999, 2008; Stephens & Sutherland, 1999). Yet, there are just a few cases describing a demographic Allee effect in social species (but see Keynan & Ridley, 2016), and empirical confirmation of this hypothesis is still lacking (Angulo, Rasmussen, Macdonald, & Courchamp, 2013; Bateman, Ozgul, Coulson, & Clutton-Brock, 2012; Somers, Graf, Szykman, Slotow, & Gusset, 2008; Woodroffe, 2011).

1.2 | The importance of social structure

Social species are different from asocial species because dynamics of their populations are influenced by another level of organisation: the social group. A typical group is a social unit, such as a pack of African wild dogs or a pride of lions. The way individuals interact within social groups can be different from the way individuals interact between them. For example, most cooperation occurs among individuals of the same group, while mating may occur between individuals from different groups. On the other hand, competitive interactions may be stronger among individuals from different groups than among individuals of the same group.

Making predictions about patterns of population dynamics for social species is challenging without the aid of an appropriate conceptual framework. Because individuals form aggregations to maximise their fitness (Ebensperger, Rivera, & Hayes, 2012; Kingma, Santema, Taborsky, & Komdeur, 2014; Silk, 2007), we might expect Allee effects to occur at the level of social organisation in which the benefit is highest (groups, populations). However, Allee effects occurring at different levels of organisation simultaneously will make any assessment of strong demographic Allee effects rather intricate.

We review available evidence of Allee effects at different levels of social organisation, using examples across various species with contrasting social structure, including carnivores, bats, primates and eusocial insects. We present a unifying conceptual framework that categorises Allee effects in relation to species social structure. We distinguish Allee effects operating at the population level and those operating at the group level. Other authors have defined and used similar terms: *group-level Allee effect* (Bateman, Coulson, & Clutton-Brock, 2011; Bateman et al., 2012; Luque, Giraud, & Courchamp, 2013) and *group Allee effect* (Angulo et al., 2013; Keynan & Ridley, 2016), but clear descriptions of both the processes involved and the resulting implications are needed.

We also integrate demographic factors, namely the number of groups and group size heterogeneity, and behavioural factors represented by intergroup interactions. In particular, we develop a mathematical model to study effects of group size heterogeneity and intergroup interactions on the strength of population-level

demographic Allee effects, given a strong group-level demographic Allee effect. We find that both these factors affect the strength of population-level demographic Allee effects. Specifically, populations with high group size heterogeneity and in which the individual social groups cooperate have been found to buffer most the Allee effects, and may thus provide an explanation for why extinctions due to Allee effects are rare in social species.

2 | COMPONENT ALLEE EFFECTS IN SOCIAL SPECIES

Classically, Allee effects are characterised as a causal relationship in which the predictor is population size and the response variable is either the per capita population growth rate (demographic Allee effects) or any per capita vital rate contributing to it (component Allee effects) (Box 1). In social species, component Allee effects should manifest themselves at different levels of social organisation (hereafter *levels*) depending on the vital rate presenting Allee effects. Accordingly, component Allee effects can occur at the population level when the vital rate corresponds to individuals of the whole population, such as the survival of dispersing individuals, or at the group level when the vital rate corresponds to individuals in any single group, such as per capita productivity in the group. Consequently, the vital rate (response variable) determines the level at which the Allee effect is manifested (as shown in Box 1). Below, we provide examples of component Allee effects at each of these levels in different social species.


2.1 | Group-level component Allee effects


Because benefits of cooperative behaviour occur mainly within groups, many vital rates are positively related to group size and thus imply component Allee effects at the group level. Although the common predictor of such vital rates is group size, it could also be the number of adults or males in the group, or even other variables, as shown in the examples that follow.
























It has been suggested that bats benefit from social foraging. Food resources are often ephemeral and patchily distributed, and can be located more easily if several animals search for them. Velvety free-tailed bats (*Molossus molossus*) from the same colony forage together more frequently than expected by chance (Dechmann, Kranstauber, Gibbs, & Wikelski, 2010). Bats might also transfer information about feeding sites among colony members (Wilkinson, 1992). For example, greater spear-nosed bats (*Phyllostomus hastatus*) emit social calls to recruit and coordinate foraging with unrelated group members (Wilkinson & Wenrick-Boughman, 1998). Benefits of these kinds of social behaviour could manifest themselves in several vital rates of all members of the foraging group and are likely to depend on colony size (Kerth, 2008). Similarly, in gray bats (*Myotis grisescens*), juveniles reared in larger roosts grow faster than those in smaller roosts, which has been attributed to the communal warming effect in larger roosts (Gregory & Jones, 2010; Tuttle, 1976).

Box 1 Types and levels of Allee effect using two examples of highly social species: the wild dog and the Argentine ant

In social species, Allee effects can be detected at three different levels: the population, the group and the subgroup. For each level, we distinguish two types of Allee effects: component and demographic. The Allee effect is a relationship in which the response variable (y-axis) is any per capita vital rate and the predictor (x-axis) is related to numbers of individuals. The vital rate determines the level and type at which the Allee effect appears. In the Table below, we provide examples of vital rates and of predictor variables. In order to understand the examples of variables used, we describe briefly the main characteristics of the two study cases:

 A wild dog population consists of a number of social groups of different sizes called packs. In each pack, only the alpha male and female reproduce. The rest of the adults are helpers; they hunt, fend off kleptoparasites and take care of the pups together. Once a year, the alpha pair produces pups; pups remain in the group until the age of dispersion. Adults of the same sex and cohort disperse together; a new pack is formed when two dispersal groups of different packs and sexes join.

 An Argentine ant population consists of a number of nests, some of them interconnected. In each nest, there are hundreds of workers and many queens (polygyny) that produce eggs. Individuals among interconnected nests recognize each other and cooperate. Once a year, sexual individuals are produced. Some females will mate and remain in the nest, other will disperse accompanied by workers.

Y-axis	Response variables: vital rates		X-axis	Predictor variables
	Component	Demographic		
Population level	 Survival of sexuals	 <i>Per capita</i> population growth rate	Population size	Number of individuals 
	 Survival of dispersers			
	 Colony foundation	 		
	 Pack formation			
Group level	 <i>Per capita</i> productivity	 <i>Per capita</i> colony/pack growth rate	Group size	Colony / pack size
	 Individual survival			
	 Hunting success	 		
	 Pup guarding			
	 Production of sexuals		 Colony survival	
	 Nest defense		 Pack life span	
	 Kleptoparasitism protection		 Pack extinction risk	
Subgroup level	Individual survival of specific sex or age class having specific functional roles within the group (queens / helpers)		Subgroup size	Reproductive number (queens / alpha pair)
	 	Non-reproductive number (workers / helpers)		

In primates, reproductive success may be higher in larger groups, even when most group members breed and care for their own offspring independently. This is the case for the Zanzibar red colobus (*Procolobus kirkii*) living in mangrove forests: larger groups demonstrate higher rates of infant survival than smaller groups (Nowak & Lee, 2011). The benefits of group living in primates are considered to include more effective anti-predator strategies and reduced per capita effects of intergroup competition in larger groups (Snaith &

Chapman, 2008). For example, in ursine colobus monkeys (*Colobus vellerosus*), large groups are more effective at vigilance when resting (Teichroeb & Sicotte, 2012). More subtly, the effectiveness of anti-predator strategies could depend on the number of individuals of a particular sex in a group. In African red colobus monkeys (*Piliocolobus tephrosceles*), the rate of successful defence of a group is correlated positively with both group size and the number of males in the group (Stanford, 2002).

Approximately 15% of all carnivores occur in social groups of varying cohesion. Spotted hyenas (*Crocuta crocuta*) or brown hyenas (*Parahyaena brunnea*) display groups where aggregation is not essential for group persistence; groups are not highly cohesive, adhering to fission–fusion group dynamics (Sanderson, Jobbins, & Alexander, 2014). Social group structures are, however, essential to obligate cooperative breeders, where breeding is generally restricted to only a few of the potentially reproductive individuals of the group (Box 1). In African wild dogs, it has been shown that group vital rates, such as per capita productivity or pup survival, are related to group size (Angulo et al., 2013). Moreover, group reproductive performance is linked more strongly to the number of males than to the number of females in the pack (McNutt & Silk, 2008). In meerkats, lower probability of litter survival and higher juvenile mortality have been observed in small groups, owing to the higher costs of foraging or babysitting when too few adults are present (Clutton-Brock, Hodge, & Flower, 2008; Clutton-Brock et al., 1998; Russell et al., 2002).

Mature colony size of eusocial insects exhibits tremendous variation among species, from fewer than 10 individuals (e.g. colonies of halictid bees) to tens of millions (e.g. army ants, Wilson, 1971). Although there are just a few studies explicitly investigating Allee effects in eusocial insects (Luque et al., 2013; Mikheyev, Tchinguomba, Henderson, & Alonso, 2008), many studies identified a variety of mechanisms through which colonies benefit from increasing the number of individuals. For example, per capita productivity of a colony (i.e. the production of new workers) increases with colony size in many eusocial insect species (Luque et al., 2013). Similarly, the likelihood of reproduction of a colony (i.e. the production of sexuals that disperse to form new colonies) is positively related to colony size (Cole, 2009). In the ant *Pogonomyrmex occidentalis*, the colony needs to attain a given size to produce sexuals (Cole & Wiernasz, 2000). Moreover, in the Argentine ant (*Linepithema humile*), queen productivity is positively correlated with worker abundance and to queen abundance, suggesting a positive feedback between worker and queen abundances that could explain the enormous colony sizes attained by this species (Luque et al., 2013). Larger colonies of the Argentine ant are also more efficient at nest building and maintenance, which should affect survival rates of adults and brood (Halley, Burd, & Wells, 2005).

2.2 | Population-level component Allee effects

In social species, few processes influencing vital rates at the population level occur outside groups. For example, increasing the number of individuals in the population could accrue benefits through non-active mechanisms, such as environmental conditioning or niche construction, conferring higher vital rates in all individuals of the population (Courchamp et al., 1999). This may occur in harvester ants, whose activity causes changes in plant species composition near their nests and may thus provide better soil and food conditions for new ant colonies (MacMahon, Mull, & Crist, 2000).

In addition, mate finding, a common mechanism causing Allee effects (Fauvergue, 2013; Gascoigne et al., 2009; Kramer et al., 2009),

could occur outside groups and thus be relevant at the population level. If this is the case, the success of finding mates might be a function of the number of individuals in the population or the number (or density) of groups in the whole population (hereafter *group number*). For example, in African wild dogs, the probability of finding suitable mates increases with an increase in pack number (Somers et al., 2008) (see Box 1).

Other processes occurring at the population level include dispersal of individuals between groups. Significant risks are associated with dispersal movements (Bonte et al., 2012). When population size or the number of groups is large, finding other dispersers or another group to join occurs in less time than when population size or the number of groups is small. Thus, survival rates of dispersing individuals may be positively related to the number of groups or the number of individuals in the population (Angulo et al., 2013; Keynan & Ridley, 2016). For example, in meerkat populations, successful dispersal of males may depend on the availability of extragroup females (Mares, Bateman, English, Clutton-Brock, & Young, 2014).

3 | DEMOGRAPHIC ALLEE EFFECTS IN SOCIAL SPECIES

In social species, we can distinguish demographic Allee effects at two levels of social organisation. First, we can have a group-level demographic Allee effect that represents group performance and is usually measured as the per capita group growth rate. Second, we can have a population-level demographic Allee effect that represents performance of the whole population and is usually measured as the per capita population growth rate. For a closed population, the per capita population growth rate and mean “Darwinian” fitness are equivalent. At the group level, Darwinian fitness and the per capita group growth rate are not necessarily equivalent, because the group is not normally closed. However, natural populations are normally open (migration rates exist and there is a possibility of losing individuals if only emigration occurs, such as in source–vs. sink populations). In both cases, open or closed group or population, the per capita growth rate is a good parameter to estimate its demographic performance.

3.1 | Group-level demographic Allee effect

Component Allee effects at the group level can have demographic implications through their manifestation as a group-level demographic Allee effect (arrow 1 in Figure 2a,b). In some polygynous ant species (i.e. when several queens live together), the number of queens is related to higher colony survival and growth (Wilson, 1971). An increase in colony size implies a larger worker force that increases colony growth and survival. This occurs through a superior ability to locate and dominate resources (Chapman & Bourke, 2001; Holway & Case, 2001) and to monopolise larger territories (Hora et al., 2005; Walters & Mackay, 2005). For example, in Argentine

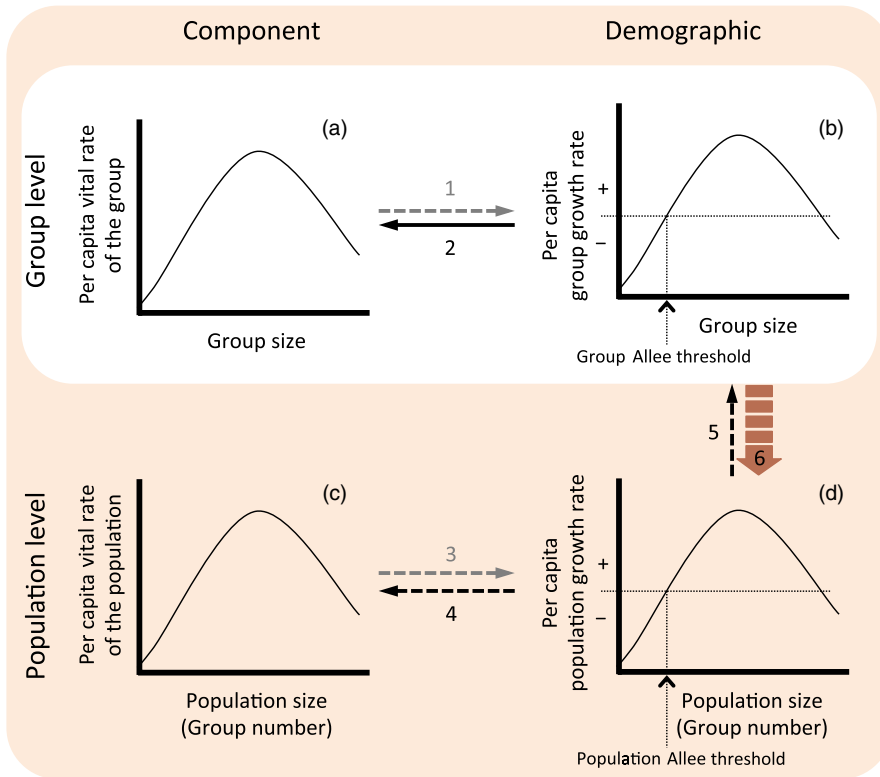


FIGURE 2 Component and demographic Allee effects, at the group level and population level, and their relationships with one another (arrows). At all levels, component Allee effects (a and c) may generate a demographic Allee effect (b and d respectively; arrows 1 and 3). A group-level demographic Allee effect (b) always implies at least one group or subgroup-level component Allee effect (arrow 2). At the population level, a population-level demographic Allee effect (d) implies either or both a population-level component Allee effect (c, arrow 4) or a group-level demographic Allee effect (arrow 5). A group-level demographic Allee effect might generate a population-level demographic Allee effect (arrow 6). Curves represent the positive contribution of individual vital rates with increasing numbers and show a decline representing possible negative density dependence at high numbers [Colour figure can be viewed at wileyonlinelibrary.com]

ants, colony survival increases with worker abundance due to better colony defence and foraging success (Luque et al., 2013).

Many studies on cooperative breeders also reveal demographic implications of component Allee effects at the group level. Theoretical and empirical studies on African wild dogs suggest that several component Allee effects at the group level (e.g. decreased per capita productivity or pup survival in smaller packs) can combine to depress group growth rates and increase group extinction risk, although extinction of small groups could be also due to density-independent stochasticity in mortality rates (Angulo et al., 2013; Buettner, Davies-Mostert, du Toit, & Mills, 2007; Courchamp & Macdonald, 2001; Creel, Mills, & McNutt, 2004; Woodroffe, 2011). On the other hand, Woodroffe (2011) found a group-level component Allee effect in the litter size of African wild dogs that did not give rise to a group demographic Allee effect. In meerkats, a group-level component Allee effect in breeding and survival could induce group extinction when environmental conditions are not favourable (Clutton-Brock et al., 1998, 1999), even though a group-level component Allee effect in meerkat survival alone contributed little to depress group growth rates (Bateman, Ozgul, Nielsen, Coulson, & Clutton-Brock, 2013; Bateman et al., 2012). This supports a general theory that component Allee effects need not result in demographic Allee effects.

3.2 | Influence of the number of groups and group size

The relationship between group number and group size can be represented in three dimensions with two factors (i.e. group number

and group size) influencing a per capita vital rate (Figure 3). When between-group interactions are positive (groups cooperate), a component or demographic Allee effect at the group level may be attenuated as group number increases (i.e. the effect of increasing group size and group number may be additive, decreasing the Allee threshold and the probability of group extinction; Figure 3a). For example, in locations where Argentine ants are introduced as an alien species, increasing group number is beneficial because individuals from different colonies do not fight but rather cooperate and move freely between nests (Giraud, Pedersen, & Keller, 2002). A larger number of colonies may result in a competitive advantage over other ant species in the area and increase colony growth rates (i.e. the group-level demographic Allee effect is attenuated by increasing group number).

In African wild dogs, increasing group number does not appear to have such an effect, as groups favour intergroup avoidance (Rasmussen, Gusset, Courchamp, & Macdonald, 2008). In this case, component or demographic Allee effects at the group level may be similar in populations with different numbers of groups (Figure 3b). The relationship between group size and number may be even more complex. For example, a large group among many other groups may have higher demographic rates than a large group among just a few. In the red imported fire ant (*Solenopsis invicta*), colonies founded by many queens are more successful than colonies founded by fewer queens, but only when there are many colonies present (i.e. the group-level demographic Allee effect occurs only with a large number of groups). This occurs due to the intraspecific raiding behaviour in this species. The probability of a colony winning in these raids increases with queen abundance. Winning colonies acquire brood and workers from losing colonies, thereby gaining mass (the group-level demographic Allee

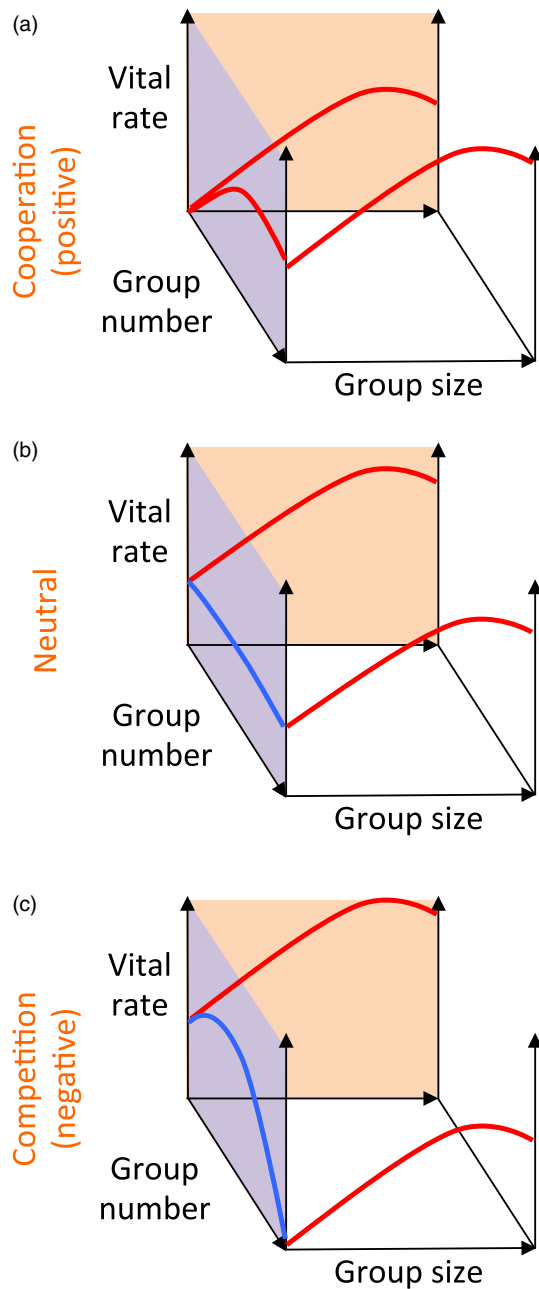


FIGURE 3 Examples of potential interactions between the number of groups in the population (group number) and the group size on vital rates, in relation to the type of interactions among groups: (a) cooperative interaction; (b) neutral interaction and (c) competitive interaction. A component or demographic Allee effect is represented by a red line, while no Allee effect is represented by a blue line [Colour figure can be viewed at wileyonlinelibrary.com]

effect) and increasing their probability of survival and reproduction (the group-level component Allee effect) (Adams & Tschinkel, 1995a, 1995c). This would not occur with low group numbers because the probability of raids decreases.

In some territorial cooperative breeders, such as meerkats, increasing the group number may be detrimental, especially for the smallest groups, which suffer most from intraspecific competition

(Clutton-Brock et al., 1999). This effect will likely be strongest at high population densities because geographic distance has been shown to be a reliable predictor of intergroup encounters (Drewe, Madden, & Pearce, 2009). In this case, with negative interactions among groups (groups compete), a component or demographic Allee effect at the group level may be exacerbated as group number increases (i.e. the effect of increasing group size increases the probability of group extinction; Figure 3c).

3.3 | Influence of group size heterogeneity and intergroup interactions

If all groups in a population were of similar size, then it would be straightforward to predict population extinction due to Allee effects. It has been hypothesised that Allee effects acting at the group level should scale up to the population level (arrow 6 in Figure 2) (Courchamp, Clutton-Brock, & Grenfell, 2000; Stephens et al., 1999). Theoretical studies suggest that if group growth rates are synchronised, then patterns of group growth are likely to resemble patterns of population growth because, in part, the population is made up of homogeneous group sizes (Bateman et al., 2011; Courchamp et al., 2000). Moreover, group size synchrony would pose a risk in addition to that of overall dynamical synchrony (Earn, Rohani, & Grenfell, 1998). Yet, recent empirical studies of cooperative breeders suggest that this process is not universal, and the implications of group-level demographic Allee effect on overall population dynamics remain uncertain (Bateman et al., 2012; Woodroffe, 2011) and might depend on the heterogeneity of group sizes (Angulo et al., 2013). The occurrence of a population-level demographic Allee effect might be also influenced by the type of intergroup interactions. Interestingly, both these factors may be parallel to those driving metapopulation dynamics, namely patch connectivity and patch size heterogeneity (Harrison & Taylor, 1997; Swart & Lawes, 1996).

To study the impacts of these factors, we develop a simple simulation model that considers dynamics of a population distributed in social groups and assumes that there is a strong demographic Allee effect at the group level (see Appendix S1). We explore whether this situation results in a strong demographic Allee effect at the population level, and, if yes, how its strength varies with the level of group size heterogeneity and the type of intergroup interactions. In particular, we model variation in group size heterogeneity in the population and how intergroup interactions affect group growth dynamics, considering nine scenarios: three levels of group size heterogeneity (low, medium, high) and three types of intergroup interactions (competitive, neutral, cooperative). For each scenario, we look for the resulting population-level Allee threshold by varying the initial total population size and assessing the extinction probability of the population (see Appendix S1 for technical details).

A strong population demographic Allee effect emerged from a strong group demographic Allee effect (Figure 4). More importantly, as group size heterogeneity decreased, the Allee threshold became larger and the extinction probability of at least small populations increased. The life cycle of some temperate wasps is seasonally synchronised and there is

no competition among colonies (Michener, 1990; Mitesser, Weissel, & Strohm, 2006). These species thus appear to fall under the low heterogeneity and neutral interactions scenario for which a relatively strong demographic Allee effect is predicted at the population level (Figure 4f).

In African wild dogs, it has been suggested that the presence of group-level demographic Allee effects and the absence of population extinction could be due to mutual intergroup avoidance, with larger packs allowing smaller packs to utilise adjacent territories without harassment (Angulo et al., 2013). This behaviour is consistent with the high heterogeneity and neutral interactions scenario (Figure 4d), suggesting a testable prediction that the strength of a potential population-level demographic Allee effect might be low due to asynchrony in pack dynamics.

Our models also show that the Allee threshold is reduced and the population extinction probability declines as interactions go from competitive through neutral to cooperative (Figure 4 and Appendix S1). In addition, because the effects of group size heterogeneity are larger for competitive interactions than for cooperative ones, the scenario with the lowest population-level demographic Allee threshold is a combination of high group size heterogeneity and cooperative intergroup interactions (Figure 4g). The cooperative scenarios (Figure 4g,h,i) could be exemplified by many invasive ant species in which there is no intraspecific aggression but rather an active cooperation among nests: supercoloniality (Passera, 1994).

Our results may also have important practical implications. Group size heterogeneity may be driven by the variable quality and

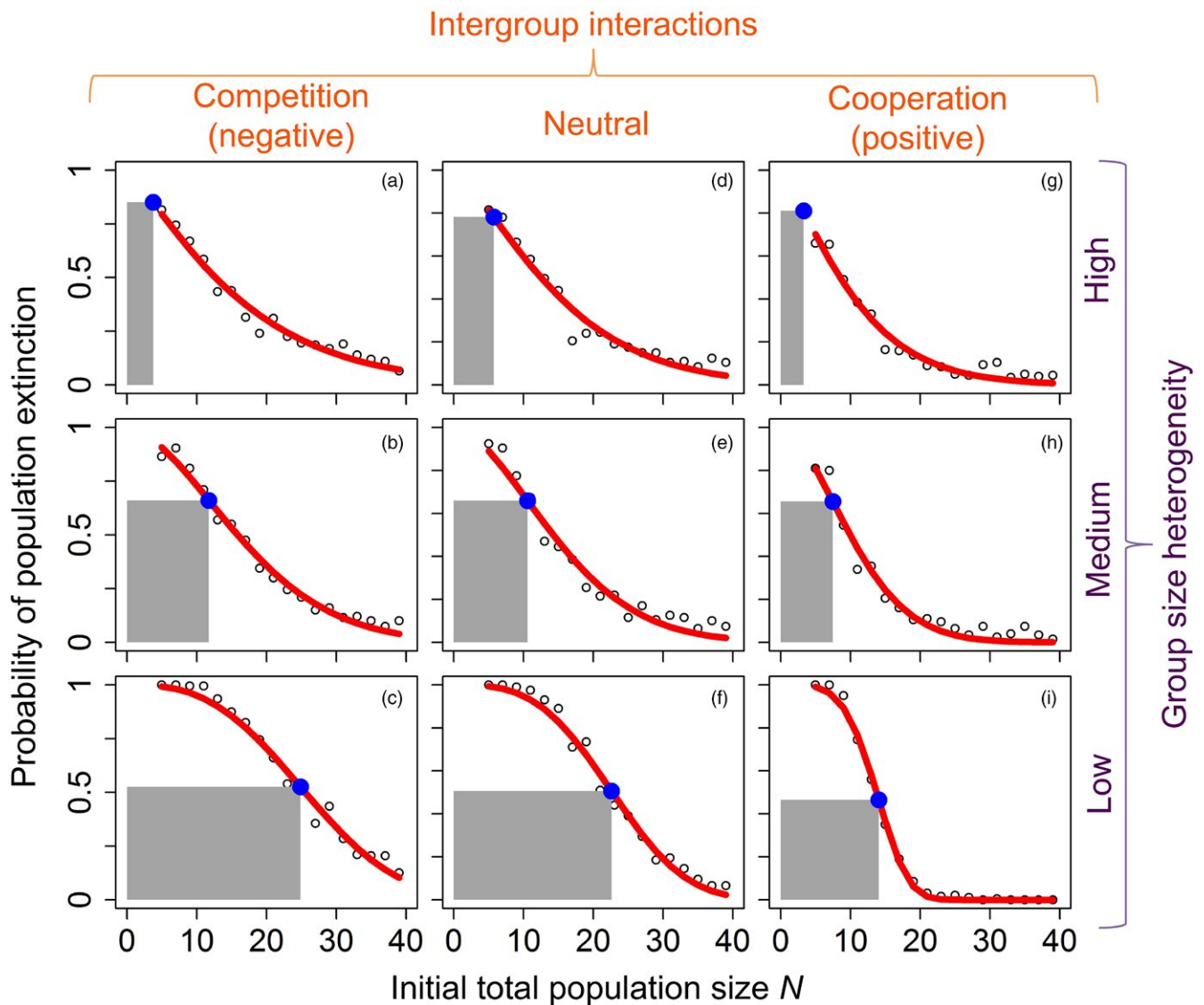


FIGURE 4 Population extinction probability as a function of the initial total population size, for three degrees of group size heterogeneity and three types of intergroup interactions. The open black dots are the simulation results, the red curves are fits of an extinction probability function, and the blue solid dots are inflection points of that function, which correspond to deterministic Allee thresholds. The shaded areas emphasise locations of the Allee thresholds, can be compared across scenarios, and relate to the strength of the population-level demographic Allee effect. This figure shows results for just one of the four model variants and results for all those variants are consistent. For more details see Appendix S1 [Colour figure can be viewed at wileyonlinelibrary.com]

patchy distribution of suitable habitat (Johnson, Kays, Blackwell, & Macdonald, 2002). However, as anthropogenic activities degrade quality and quantity of suitable habitat, group sizes might homogenise which, according to our results, means an increased likelihood of population extinction due to Allee effects. Habitat degradation, such as resource depletion, might increase the group sizes required for group establishment, reducing variability in group sizes. For example, small groups of African wild dogs are compromised energetically and are expected to be significantly more impacted than large groups due to human activity preventing successful hunts (such as hunting or ecotourism) or promoting interspecific competition (including kleptoparasitism) (Rasmussen & Macdonald, 2012; Rasmussen et al., 2008). Other external factors that decrease survival rates (such as diseases, Sanderson et al., 2014) could also create a disease-driven Allee effect (similarly to the predation-driven Allee effect, Angulo, Roemer, Berc, Gascoigne, & Courchamp, 2007) and the loss of individuals should compromise small groups specifically.

4 | THE SUBGROUP-LEVEL ALLEE EFFECT

In species with strong social behaviour, a third level of organisation may be described: the subgroup (see Box 1). Examples of a typical subgroup include a reproductive status in obligate cooperative breeders or a caste in social insects. Most eusocial insects form colonies in which extreme cooperation between individuals leads to task specialisation and reproductively distinct castes of queens, soldiers and sterile workers, which can have different vital rates.

The subgroup-level Allee effect could also be categorised theoretically into component and demographic Allee effects. For a component Allee effect at the subgroup level, the per capita vital rate corresponds to the individuals of a given subgroup, such as queen survival (see Box 1). Subgroup-level component Allee effects may result from interactions within a single subgroup (e.g. queen survival increases with queen abundance; Adams & Tschinkel, 1995b) and also from interactions between different subgroups (e.g. queen survival increases with worker abundance; Luque et al., 2013; Ruel, Cerdá, & Boulay, 2012). Several benefits have been associated with increasing numbers of queens that congregate to initiate new colonies. For example, faster nest construction improves queen survival by lowering the risk of being preyed upon or desiccating above-ground (Rissing & Pollock, 1991; Zanette & Field, 2011).

It may be also possible to distinguish individuals of specific age or sex as pertaining to subgroups, because they could have different vital rates and different functions within the group. For example, helpers or adult males in obligate cooperative breeders, found in bird and mammal species, can also be described as such (Box 1, Clutton-Brock, Russell, & Sharpe, 2003; Clutton-Brock et al., 2001; Courchamp, Rasmussen, & Macdonald, 2003; Keynan & Ridley, 2016; Madden, Drewe, Pearce, & Clutton-Brock, 2011).

The subgroup level is not as clear-cut as the group level, given that most subgroups are sterile or non-reproductive (e.g.

ant soldiers, but see English, Browning, & Raihani, 2015) and hence there is no possibility of a simple component vital rate related to reproduction. More complex processes are possible, such as ant workers producing males or queens (Amor, Ortega, Boulay, & Cerdá, 2017), or extra-alpha pair copulations from helpers (see below, Keynan & Ridley, 2016; Leclaire, Nielsen, Sharp, & Clutton-Brock, 2013; Woodroffe, 2011). Moreover, performance of a subgroup may depend entirely on the other constituents of the group. For this reason, even if we could unambiguously describe a subgroup-level demographic Allee effect, which would represent performance of the subgroup and could be measured as the per capita growth rate of the subgroup, its impacts for population dynamics are less straightforward. More knowledge on the benefits of differentiating Allee effects at the subgroup level is needed.

5 | CONCLUSIONS AND FURTHER RESEARCH

The dynamics of social species must account for their specificities, in particular for Allee effects. Additional research is needed to further unravel the complex mechanisms and relationships that might give rise to Allee effects in social species. Two key components should comprise future research: (1) studying the effect of varying group number on population-level demographic Allee effects, and how this variation interacts with the type of social interactions and the degree of group size heterogeneity; and (2) testing the predictions of our scenarios by investigating with empirical data the conditions under which the type of social interactions combines with the degree of group size heterogeneity to generate (or suppress) demographic Allee effects in a range of social species. In obligate cooperative breeders, it would be beneficial to analyse data combined from different populations.

Many authors point to a disconnection between the apparently abundant component Allee effects at the group level and the scarcity of demographic Allee effects at the population level (Angulo et al., 2013; Somers et al., 2008; Woodroffe, 2011). We propose that even under the presence of strong group demographic Allee effects, cooperative intergroup interactions and high levels of group size heterogeneity may preclude population demographic Allee effects. Validation of this hypothesis will certainly help us better understand the population dynamics of social species, many of which are of primary importance for both fundamental and applied ecology, from the evolution of sociality to the conservation of endangered species.

ACKNOWLEDGEMENTS

We thank J. Donlan for comments and criticisms that improved this article and D. Wenzel for editing the final version. This study was funded by the Marie Curie Intra European Fellowship (to G.M.L.), the Ramón y Cajal Program (to E.A., RYC-2010-06663),

the Grant Agency of the Czech Republic (to L.B., 15-24456S), the Biology Centre CAS (to L.B., RVO: 60077344), and financed by the FP7 of the European Commission (contract-N 237862) and the ANR (2009 PEXT 010 01 to F.C.).

AUTHORS' CONTRIBUTIONS

E.A., G.M.L. and F.C. designed research and drafted the manuscript; E.A. and F.C. reviewed Allee effects in cooperative breeders; G.L. reviewed Allee effects in ants. S.D.G. reviewed Allee effects in bats. J.W.W. reviewed Allee effects in eusocial insects. C.B.G. reviewed Allee effects in primates. L.B. developed and simulated the mathematical model. All authors contributed critically to the drafts of the manuscript and read and approved its final version.

DATA ACCESSIBILITY

This article does not contain data.

ORCID

Elena Angulo  <http://orcid.org/0000-0001-5545-4032>

REFERENCES

- Adams, E. S., & Tschinkel, W. R. (1995a). Density-dependent competition in fire ants: Effects on colony survivorship and size variation. *Journal of Animal Ecology*, *64*, 315–324. <https://doi.org/10.2307/5893>
- Adams, E. S., & Tschinkel, W. R. (1995b). Effects of foundress number on brood raids and queen survival in the fire ant *Solenopsis invicta*. *Behavioral Ecology and Sociobiology*, *37*, 233–242. <https://doi.org/10.1007/bf00177402>
- Adams, E. S., & Tschinkel, W. R. (1995c). Spatial dynamics of colony interactions in young-populations of the fire ant *Solenopsis invicta*. *Oecologia*, *102*, 156–163. <https://doi.org/10.1007/bf00333246>
- Allee, W. C. (1938). *The social life of animals*. New York, NY: W.W. Norton and Company Inc.
- Allee, W. C., & Bowen, E. S. (1932). Studies in animal aggregations: Mass protection against colloidal silver among goldfishes. *Journal of Experimental Zoology*, *61*, 185–207.
- Amor, F., Ortega, P., Boulay, R., & Cerdá, X. (2017). Frequent colony orphaning triggers the production of replacement queens via worker thelytoky in a desert-dwelling ant. *Insect Societies*, *64*, 373–378. <https://doi.org/10.1007/s00040-017-0556-9>
- Angulo, E., Rasmussen, G. S., Macdonald, D., & Courchamp, F. (2013). Do social groups prevent Allee effect related extinctions? The case of wild dogs. *Frontiers in Zoology*, *10*, 11. <https://doi.org/10.1186/1742-9994-10-11>
- Angulo, E., Roemer, G., Berec, L., Gascoigne, J., & Courchamp, F. (2007). Double Allee effects and extinction in the island fox. *Conservation Biology*, *21*, 1082–1091.
- Bateman, A. W., Coulson, T., & Clutton-Brock, T. H. (2011). What do simple models reveal about the population dynamics of a cooperatively breeding species? *Oikos*, *120*, 787–794. <https://doi.org/10.1111/j.1600-0706.2010.18952.x>
- Bateman, A. W., Ozgul, A., Coulson, T., & Clutton-Brock, T. H. (2012). Density dependence in group dynamics of a highly social mongoose, *Suricata suricatta*. *Journal of Animal Ecology*, *81*, 628–639. <https://doi.org/10.1111/j.1365-2656.2011.01934.x>
- Bateman, A. W., Ozgul, A., Nielsen, J. F., Coulson, T., & Clutton-Brock, T. H. (2013). Social structure mediates environmental effects on group size in an obligate cooperative breeder, *Suricata suricatta*. *Ecology*, *94*, 587–597.
- Berec, L., Angulo, E., & Courchamp, F. (2007). Multiple Allee effects and population management. *Trends in Ecology and Evolution*, *22*, 185–191. <https://doi.org/10.1016/j.tree.2006.12.002>
- Bonte, D., Van Dyck, H., Bullock, J. M., Coulon, A., Delgado, M., Gibbs, M., ... Travis, J. M. et al. (2012). Costs of dispersal. *Biological Reviews*, *87*, 290–312.
- Buettner, U. K., Davies-Mostert, H. T., du Toit, J. T., & Mills, M. G. L. (2007). Factors affecting juvenile survival in African wild dogs (*Lycaon pictus*) in Kruger National Park. *South African Journal of Zoology*, *272*, 10–19.
- Chapman, R. E., & Bourke, A. F. G. (2001). The influence of sociality on the conservation biology of social insects. *Ecology Letters*, *4*, 650–662. <https://doi.org/10.1046/j.1461-0248.2001.00253.x>
- Clutton-Brock, T. H., Brotherton, P. N. M., O'Riain, M. J., Griffin, A. S., Gaynor, D., Kansky, R., ... McIlrath, G. M. (2001). Contributions to cooperative rearing in meerkats. *Animal Behaviour*, *61*, 705–710.
- Clutton-Brock, T. H., Gaynor, D., Kansky, R., MacColl, A. D. C., McIlrath, G., Chadwick, P., ... Skinner, J. D. (1998). Cost of cooperative behaviour in suricates (*Suricata suricatta*). *Proceedings of the Royal Society of London, Biological Series*, *265*, 185–190. <https://doi.org/10.1098/rspb.1998.0281>
- Clutton-Brock, T. H., Gaynor, D., McIlrath, G. M., Maccoll, A. D. C., Kansky, R., Chadwick, P., ... Brotherton, P. N. M. (1999). Predation, group size and mortality in a cooperative mongoose, *Suricata suricatta*. *Journal of Animal Ecology*, *68*, 672–683. <https://doi.org/10.1046/j.1365-2656.1999.00317.x>
- Clutton-Brock, T. H., Hodge, S. J., & Flower, T. P. (2008). Group size and the suppression of subordinate reproduction in Kalahari meerkats. *Animal Behaviour*, *76*, 689–700.
- Clutton-Brock, T. H., Russell, E. F., & Sharpe, L. L. (2003). Meerkat helpers do not specialize in particular activities. *Animal Behaviour*, *66*, 531–540.
- Cole, B. J. (2009). The ecological setting of social evolution: The demography of ant populations. In J. Gadau, & J. Fewell (Eds.), *Organization of insects societies – From genome to sociocomplexity* (pp. 74–105). Cambridge, MA: Harvard University Press.
- Cole, B. J., & Wiemasz, D. C. (2000). Colony size and reproduction in the western harvester ant, *Pogonomyrmex occidentalis*. *Insectes Sociaux*, *47*, 249–255.
- Courchamp, F., Berec, L., & Gascoigne, J. (2008). *Allee effects in ecology and conservation*. New York, NY: Oxford University Press.
- Courchamp, F., Clutton-Brock, T., & Grenfell, B. (1999). Inverse density dependence and the Allee effect. *Trends in Ecology and Evolution*, *14*, 405–410. [https://doi.org/10.1016/s0169-5347\(99\)01683-3](https://doi.org/10.1016/s0169-5347(99)01683-3)
- Courchamp, F., Clutton-Brock, T., & Grenfell, B. (2000). Multipack dynamics and the Allee effect in the African wild dog, *Lycaon pictus*. *Animal Conservation*, *3*, 277–285. <https://doi.org/10.1111/j.1469-1795.2000.tb00113.x>
- Courchamp, F., & Macdonald, D. W. (2001). Crucial importance of pack size in the African wild dog *Lycaon pictus*. *Animal Conservation*, *4*, 169–174. <https://doi.org/10.1017/s1367943001001196>
- Courchamp, F., Rasmussen, G. S. A., & Macdonald, D. W. (2003). Small pack size imposes a trade-off between hunting and pup-guarding in the painted hunting dog *Lycaon pictus*. *Behavioral Ecology*, *13*, 20–27.
- Creel, S., Mills, M. G., & McNutt, J. W. (2004). Demography and population dynamics of African wild dogs in three critical populations. In D. W. Macdonald, & C. Sillero-Zubiri (Eds.), *Biology and conservation of wild canids* (pp. 337–350). Oxford, UK: Oxford University Press.
- Dechmann, D. K. N., Kranstauber, B., Gibbs, D., & Wikelski, M. (2010). Group hunting – A reason for sociality in molossid bats? *PLoS ONE*, *5*, e9012. <https://doi.org/10.1371/journal.pone.0009012>

- Drewe, J. A., Madden, J. R., & Pearce, G. P. (2009). The social network structure of a wild meerkat population: 1. Inter-group interactions. *Behavioral Ecology and Sociobiology*, *63*, 1295–1306.
- Earn, D. J., Rohani, P., & Grenfell, B. T. (1998). Persistence, chaos and synchrony in ecology and epidemiology. *Proceedings of the Royal Society of London, Biological Series*, *265*, 7–10.
- Ebensperger, L. A., Rivera, D. S., & Hayes, L. D. (2012). Direct fitness of group living mammals varies with breeding strategy, climate and fitness estimates. *Journal of Animal Ecology*, *81*, 1013–1023. <https://doi.org/10.1111/j.1365-2656.2012.01973.x>
- English, S., Browning, L. E., & Raihani, N. J. (2015). Developmental plasticity and social specialization in cooperative societies. *Animal Behaviour*, *106*, 37–42.
- Fauvergue, X. (2013). A review of mate-finding Allee effects in insects: From individual behavior to population management. *Entomologia Experimentalis et Applicata*, *146*, 79–92. <https://doi.org/10.1111/eea.12021>
- Gascoigne, J., Berec, L., Gregory, S., & Courchamp, F. (2009). Dangerously few liaisons: A review of mate-finding Allee effects. *Population Ecology*, *51*, 355–372. <https://doi.org/10.1007/s10144-009-0146-4>
- Gascoigne, J. C., & Lipcius, R. N. (2004). Allee effect driven by predation. *Journal of Applied Ecology*, *41*, 801–810. <https://doi.org/10.1111/j.0021-8901.2004.00944.x>
- Ghazoul, J. (2005). Pollen and seed dispersal among dispersed plants. *Biological Reviews*, *80*, 413–443. <https://doi.org/10.1017/s1464793105006731>
- Giraud, T., Pedersen, J. S., & Keller, L. (2002). Evolution of supercolonies: The Argentine ants of southern Europe. *Proceedings of the National Academy of Sciences of the United States of America*, *99*, 6075–6079.
- Gregory, S. D., & Jones, G. (2010). Bats and Allee effects: When social behaviours go batty. *Biologist*, *57*, 198–203.
- Halley, J. D., Burd, M., & Wells, P. (2005). Excavation and architecture of Argentine ant nests. *Insectes Sociaux*, *52*, 350–356. <https://doi.org/10.1007/s00040-005-0818-9>
- Harrison, S., & Taylor, A. D. (1997). Empirical evidence for metapopulation dynamics in metapopulation biology. In I. Hanski, & M. R. Gilpin (Eds.), *Ecology, genetics, and evolution* (pp. 27–42). San Diego, CA: Academic Press.
- Holway, D. A., & Case, T. J. (2001). Effects of colony-level variation on competitive ability in the Argentine ant. *Animal Behaviour*, *61*, 1181–1192. <https://doi.org/10.1006/anbe.2000.1698>
- Hora, R. R., Vilela, E., Feneron, R., Pezon, A., Fresneau, D., & Delabie, J. H. C. (2005). Facultative polygyny in *Ectatomma tuberculatum* (Formicidae, Ectatomminae). *Insectes Sociaux*, *52*, 194–200. <https://doi.org/10.1007/s00040-004-0794-5>
- Johnson, D. D. P., Kays, R., Blackwell, P. G., & Macdonald, D. W. (2002). Does the resource dispersion hypothesis explain group living? *Trends in Ecology and Evolution*, *17*, 563–570. [https://doi.org/10.1016/s0169-5347\(02\)02619-8](https://doi.org/10.1016/s0169-5347(02)02619-8)
- Kerth, G. (2008). Causes and consequences of sociality in bats. *BioScience*, *58*, 737–746. <https://doi.org/10.1641/b580810>
- Keynan, O., & Ridley, A. R. (2016). Component, group and demographic Allee effects in a cooperatively breeding bird species, the Arabian babbler (*Turdoides squamiceps*). *Oecologia*, *182*, 153–161.
- Kingma, S. A., Santema, P., Taborsky, M., & Komdeur, J. (2014). Group augmentation and the evolution of cooperation. *Trends in Ecology and Evolution*, *29*, 476–484. <https://doi.org/10.1016/j.tree.2014.05.013>
- Kramer, A. M., Dennis, B., Liebhol, A., & Drake, J. M. (2009). The evidence for Allee effects. *Population Ecology*, *51*, 341–354. <https://doi.org/10.1007/s10144-009-0152-6>
- Laland, K. N., Uller, T., Feldman, M. W., Sterelny, K., Müller, G. B., Moczek, A., ... Odling-Smee, J. (2015). The extended evolutionary synthesis: Its structure, assumptions and predictions. *Proceedings of the Royal Society of London, Biological Series*, *282*, 20151019.
- Leclaire, S., Nielsen, J. F., Sharp, S. P., & Clutton-Brock, T. H. (2013). Mating strategies in dominant meerkats: Evidence for extra-pair paternity in relation to genetic relatedness between pair mates. *Journal of Evolutionary Biology*, *26*, 1499–1507.
- Luque, G. M., Giraud, T., & Courchamp, F. (2013). Allee effects in ants. *Journal of Animal Ecology*, *82*, 956–965. <https://doi.org/10.1111/1365-2656.12091>
- MacMahon, J. A., Mull, J. F., & Crist, T. O. (2000). Harvester ants (*Pogonomyrmex* spp.): Their community and ecosystem influences. *Annual Review of Ecology, Evolution and Systematics*, *31*, 265–291. <https://doi.org/10.1146/annurev.ecolsys.31.1.265>
- Madden, J. R., Drewe, G. P., Pearce, G. P., & Clutton-Brock, T. H. (2011). The social network structure of a wild meerkat population: 3. Position of individuals within networks. *Behavioural Ecology & Sociobiology*, *65*, 1857–1871.
- Mares, R., Bateman, A. W., English, S., Clutton-Brock, T. H., & Young, A. J. (2014). Timing of predispersal prospecting is influenced by environmental, social and state-dependent factors in meerkats. *Animal Behaviour*, *88*, 185–193.
- McNutt, J. W., & Silk, J. B. (2008). Pup production, sex ratios, and survivorship in African wild dogs, *Lycaon pictus*. *Behavioral Ecology and Sociobiology*, *62*, 1061–1067. <https://doi.org/10.1007/s00265-007-0533-9>
- Michener, C. (1990). Reproduction and caste in social halictine bees. In W. Engels (Ed.), *Social insects: An evolutionary approach to castes and reproduction* (pp. 77–122). Heidelberg, Germany: Springer Verlag. <https://doi.org/10.1007/978-3-642-74490-7>
- Mikheyev, A. S., Tchinguumba, L., Henderson, A., & Alonso, A. (2008). Effect of propagule pressure on the establishment and spread of the little fire ant *Wasmania auropunctata* in a Gabonese oilfield. *Diversity and Distributions*, *14*, 301–306. <https://doi.org/10.1111/j.1472-4642.2007.00463.x>
- Mitesser, O., Weissel, N., & Strohm, E. (2006). The evolution of activity breaks in the nest cycle of annual eusocial bees: A model of delayed exponential growth. *BMC Evolutionary Biology*, *6*, 45. <https://doi.org/10.1186/1471-2148-6-45>
- Nowak, K., & Lee, P. C. (2011). Demographic structure of Zanzibar red colobus populations in unprotected coral rag and mangrove forests. *International Journal of Primatology*, *32*, 24–45. <https://doi.org/10.1007/s10764-010-9434-2>
- Passera, L. (1994). Characteristics of tramp species. In D. F. Williams (Ed.), *Exotic ants: Biology, impact, and control of introduced species* (pp. 23–43). Boulder, CO: Westview Press.
- Rasmussen, G. S. A., Gusset, M., Courchamp, F., & Macdonald, D. W. (2008). Achilles' heel of sociality revealed by energetic poverty trap in cursorial hunters. *The American Naturalist*, *172*, 508–518. <https://doi.org/10.1086/590965>
- Rasmussen, G. S. A., & Macdonald, D. W. (2012). Masking of the zeitgeber: African wild dogs mitigate persecution by balancing time. *Journal of Zoology*, *286*, 232–242.
- Rissing, S. W., & Pollock, G. B. (1991). An experimental analysis of pleiotropic advantage in the desert seed-harvester ant *Messor pergandei* (Hymenoptera: Formicidae). *Insectes Sociaux*, *38*, 205–211. <https://doi.org/10.1007/bf01240970>
- Ruel, C., Cerdá, X., & Boulay, R. (2012). Behaviour-mediated group size effect constrains reproductive decisions in a social insect. *Animal Behaviour*, *84*, 853–860.
- Russell, A. F., Clutton-Brock, T. H., Brotherton, P. N., Sharpe, L. L., McIlrath, G., Dalerum, F. D., ... Barnard, J. A. (2002). Factors affecting pup growth and survival in co-operatively breeding meerkats *Suricata suricatta*. *Journal of Animal Ecology*, *71*, 700–709.
- Sanderson, C. E., Jobbins, S. E., & Alexander, K. A. (2014). With Allee effects, life for the social carnivore is complicated. *Population Ecology*, *56*, 417–425.
- Silk, J. B. (2007). The adaptive value of sociality in mammalian groups. *Philosophical Transactions B*, *362*, 539–559. <https://doi.org/10.1098/rstb.2006.1994>

- Snaith, T. V., & Chapman, C. A. (2008). Red colobus monkeys display alternative behavioral responses to the costs of scramble competition. *Behavioral Ecology*, *19*, 1289–1296. <https://doi.org/10.1093/beheco/arn076>
- Somers, M. J., Graf, J. A., Szykman, M., Slotow, R., & Gusset, M. (2008). Dynamics of a small re-introduced population of wild dogs over 25 years: Allee effects and the implications of sociality for endangered species' recovery. *Oecologia*, *158*, 239–247. <https://doi.org/10.1007/s00442-008-1134-7>
- Sorato, E., Gullett, P. R., Griffith, S. C., & Russell, A. F. (2012). Effects of predation risk on foraging behaviour and group size: Adaptations in a social cooperative species. *Animal Behaviour*, *84*, 823–834. <https://doi.org/10.1016/j.anbehav.2012.07.003>
- Stanford, C. B. (2002). Avoiding predators: Expectations and evidence in primate antipredator behavior. *International Journal of Primatology*, *23*, 741–757. <https://doi.org/0164-0291/02/0800-0741/0>
- Stephens, P. A., Frey-roos, F., Arnold, W., & Sutherland, W. J. (2002). Model complexity and population predictions. The alpine marmot as a case study. *Journal of Animal Ecology*, *71*, 343–361. <https://doi.org/10.1046/j.1365-2656.2002.00605.x>
- Stephens, P. A., & Sutherland, W. J. (1999). Consequences of the Allee effect for behaviour, ecology and conservation. *Trends in Ecology and Evolution*, *14*, 401–405. [https://doi.org/10.1016/s0169-5347\(99\)01684-5](https://doi.org/10.1016/s0169-5347(99)01684-5)
- Stephens, P. A., Sutherland, W. J., & Freckleton, R. P. (1999). What is the Allee effect? *Oikos*, *87*, 185–190. <https://doi.org/10.2307/3547011>
- Swart, J., & Lawes, M. (1996). The effect of habitat patch connectivity on samango monkey (*Cercopithecus mitis*) metapopulation persistence. *Ecological Modelling*, *93*, 57–74. [https://doi.org/10.1016/0304-3800\(95\)00211-1](https://doi.org/10.1016/0304-3800(95)00211-1)
- Teichroeb, J., & Sicotte, P. (2012). Cost-free vigilance during feeding in folivorous primates? Examining the effect of predation risk, scramble competition, and infanticide threat on vigilance in ursine colobus monkeys (*Colobus vellerosus*). *Behavioral Ecology and Sociobiology*, *66*, 453–466. <https://doi.org/10.1007/s00265-011-1292-1>
- Tuttle, M. D. (1976). Population ecology of the gray bat (*Myotis grisescens*): Factors influencing growth and survival of newly volant young. *Ecology*, *57*, 587–595.
- Walters, A. C., & Mackay, D. A. (2005). Importance of large colony size for successful invasion by Argentine ants (Hymenoptera: Formicidae): Evidence for biotic resistance by native ants. *Austral Ecology*, *30*, 395–406. <https://doi.org/10.1111/j.1442-9993.2005.01481.x>
- West, S. A., Griffin, A. S., & Gardner, A. (2007). Social semantics: Altruism, cooperation, mutualism, strong reciprocity and group selection. *Journal of Evolutionary Biology*, *20*, 415–432. <https://doi.org/10.1111/j.1420-9101.2006.01258.x>
- Wilkinson, G. S. (1992). Information transfer at evening bat colonies. *Animal Behaviour*, *44*, 501–518. [https://doi.org/10.1016/0003-3472\(92\)90059-i](https://doi.org/10.1016/0003-3472(92)90059-i)
- Wilkinson, G. S., & Wenrick-Boughman, J. (1998). Social calls coordinate foraging in greater spear-nosed bats. *Animal Behaviour*, *55*, 337–350. <https://doi.org/10.1006/anbe.1997.0557>
- Wilson, E. O. (1971). *The insect societies*. Cambridge, MA: Harvard University Press.
- Woodroffe, R. (2011). Demography of a recovering African wild dog (*Lycaon pictus*) population. *Journal of Mammalogy*, *92*, 305–315. <https://doi.org/10.1644/10-mamm-a-157.1>
- Zanette, L. R. S., & Field, J. (2011). Founders versus joiners: Group formation in the paper wasp *Polistes dominulus*. *Animal Behaviour*, *82*, 699–705. <https://doi.org/10.1016/j.anbehav.2011.06.025>

SUPPORTING INFORMATION

Additional Supporting Information may be found online in the supporting information tab for this article.

How to cite this article: Angulo E, Luque GM, Gregory SD, et al. Allee effects in social species. *J Anim Ecol*. 2018;87:47–58. <https://doi.org/10.1111/1365-2656.12759>